

DABG

PERFECTION IN TIMBER.

PRODUCTS



LOCATIONS

ABOUT DABG

DABG is a traditional timber trading company based in Vienna, offering high-quality wood products in the MENA region.

Since 2018, we have been a full member of HS Timber Group and taking benefit from an extensive network and production capabilities.



PERFECTION IN TIMBER.

Getting better every day

SUSTAINABILITY

Our resource is renewable and unique. Through our engagement in the areas where we operate, we initiate and support the economic development of local communities and respect the environment.



PASSION

We are passionate and embrace new challenges to find the best solutions. Our ability to innovate, develop new products and services guarantees tailor-made solutions.



PARTNERSHIP

Good cooperation with partners is the secret of our joint success. Our reliability ensures the stability of our employees, suppliers and customers.



The sustainable industry

WOOD IS A SUSTAINABLE AND RENEWABLE RAW MATERIAL.

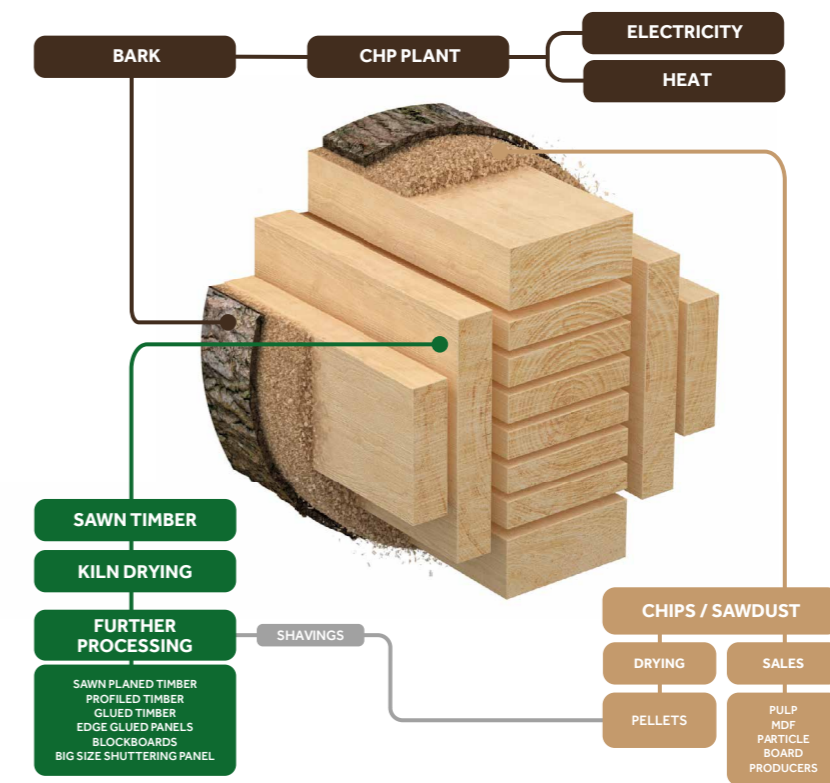
A sustainable supply chain - We know where our timber comes from.

WOOD IS SOURCED EXCLUSIVELY FROM SUSTAINABLY MANAGED AND LEGAL SOURCES.

Our goal: to purchase roundwood only from certified forests by 2025.

WOOD PRODUCTS STORE CO₂ FOR DECADES.

We use 100% of the roundwood.



SAWN TIMBER


Sawn Timber

Wood species Spruce/fir and pine
 Dimensions Thickness 18 – 105 mm
 Width 30 – 300 mm
 Length 2000 – 5000 mm
 Processing Rough, anti-stain protection
 fresh or kiln-dried



Laths

Wood species Spruce/fir and pine
 Dimensions Thickness 18 – 100 mm
 Width 18 – 100 mm
 Length 2000, 3000, 4000 and 5000 mm
 Processing Rough, anti-stain protection
 fresh or kiln-dried
 Packaging Mini tied



Packaging Timber

Wood species Spruce/fir and pine
 Dimensions Thickness 12 – 22 mm
 Width 60 – 150 mm
 Length 800 – 5000 mm
 Cut to size On request
 eg. 800, 1000 or 1200 mm
 Processing Rough, anti-stain protection
 fresh or kiln-dried
 Certification Heat treated according to IPPC-Standard



Pallet Decks

Wood species Spruce/fir and pine
 Dimensions According to customer requirements
 Processing Rough and kiln-dried
 Certification Heat treated according to IPPC-Standard




PLANED TIMBER

PLANED TIMBER

Planed Timber

Wood species	Spruce/fir and pine
Dimensions	Thickness 17 – 45 mm Width 80 – 300 mm Length 2000 – 5000 mm
Processing	Planed, square edged, eased edge, kiln-dried



Construction Timber

Wood species	Spruce/fir and pine
Dimensions	Thickness 18 – 105 mm Width 30 – 300 mm Length 2000 – 5000 mm
Processing	Planed, square edged, eased edge, kiln-dried
Certification	C16/24, JAS, PLIB, TPI, CMSA



GLUED TIMBER

GLUED TIMBER



Finger Jointed Door Stiles

Wood species	Spruce/fir and pine
Dimensions	Thickness 17 – 45 mm Width 25 – 200 mm Length up to 6000 mm
Glue	PVAc
Processing	Planed, square edged, chamfered, eased edge, KD 10 %



Finger Jointed Timber

Wood species	Spruce/fir and pine
Dimensions	Thickness 17 – 85 mm Width 25 – 200 mm Length up to 6000 mm
Glue	PVAc; HRA
Finger jointed	Surface or edge
Processing	Rough or planed KD 8 - 10 %
Packaging	Customised



Laminated Post & Beam

Wood species	Spruce/fir and pine
Dimensions	105 × 105 mm, 120 × 120 mm Length 2650 - 3985 mm 105 / 120 × 105 / 120 / 150 / 180 / 210 / 240 / 270 / 300 mm Length 2750 / 2985 / 3650 / 3985 mm
Glue	EPI; MF; MUF
Processing	Planed KD 12 %
Certification	JAS



PROFILED TIMBER

Profile Boards Trapezoid & Softline

Wood species	Spruce/fir and pine
Dimensions	Thickness 12.5 / 14 / 19 mm Width 96 / 121 / 145 mm Main lengths 3000 and 4000 mm Retrim 2000 and 2500 mm
Moisture	16%
Packaging	Mini bundled, shrink wrapped
Certification	CE SR EN 14915: 2013, 1870-CPR-1069/1



Garden House Profile

Wood species	Spruce/fir and pine
Dimensions	Thickness 28 mm Width 116 / 145 mm Main lengths 3000 and 4000 mm Retrim 2000 and 2500 mm
Moisture	16%
Packaging	Mini bundled, shrink wrapped
Certification	CE SR EN 14915: 2013, 1870-CPR-1069/1



Tongue & Groove

Wood species	Spruce/fir and pine
Dimensions	Thickness 19 mm Width 145 mm Main lengths 3000 and 4000 mm Retrim 2000 and 2500 mm
Moisture	16%
Packaging	Mini bundled, shrink wrapped
Certification	CE SR EN 14915: 2013, 1870-CPR-1069/1



Flooring

Wood species	Spruce/fir and pine
Dimensions	Thickness 19 mm Width 145 mm Main lengths 3000 and 4000 mm Retrim 2000 and 2500 mm
Moisture	12%
Packaging	Mini bundled, shrink wrapped
Certification	CE SR EN 14915: 2013, 1870-CPR-1069/1



PELLETS

Pellets

Wood species	Untreated softwood
Quality	EN_plus A1 ISO 17225-2 (RO 002 & DE 056)
Caloric value	≥4.8 kWh/ kg
Diameter	6 mm +/- 1 mm
Water content	≤ 10.0 %
Packaging unit	Loose, big bags (approx. 1,100 kg), 15 kg bags



PELLETS - QUALITY

HS Timber Group produces pellets exclusively from sawmill by-products (sawdust, shavings and wood chips). This is also reflected in the high quality and low ash content.



Scan me
Pellets Video

3-LAYER BLOCKBOARDS

SOLID Veneer 3 Layers

Deck	Fromager, poplar or beech
Core	Spruce, pine, poplar or albasia staves
Glue	IF 20; AW 100 available on request
Emission class	E1/2; E0 on request
Format	1870 × 3130 / 3720 mm 2070 × 2800 / 4100 / 5200 / 5600 mm 1250 × 2500 mm 1220 × 2440 mm
Thickness	13 / 16 / 18 / 19 / 22 / 25 / 28 / 38 mm Other thicknesses are available on request
Max. press format	2200 × 6500 mm



SOLID HDF 3 Layers

Deck	HDF
Core	Spruce, pine or poplar staves
Glue	IF 20; AW 100 available on request
Emission class	E1/2; E0 on request
Format	3720 × 1870 mm 5600 / 5200 / 2800 × 2070 mm 2500 × 1250 mm 2440 × 1220 mm
Thickness	15 / 16 / 18 / 19 / 22 / 25 / 29 / 30 / 38 mm
Max. press format	6500 × 2200 mm



SOLID Chipboard 3 Layers

Deck	Thin chipboard
Core	Spruce, pine or poplar staves
Glue	IF 20; AW 100 available on request
Emission class	E1/2; E0 on request
Format	5600 / 5200 / 2600 × 2070 mm
Thickness	16 / 18 / 19 / 22 / 25 / 38 mm Other thicknesses are available on request
Max. press format	6500 × 2200 mm



SOLID Laminboard Core 3 Layers


Deck	Rotary cut veneer, HDF or chipboard
Core	2 - 5 mm strips of spruce, pine, poplar or light wood
Veneer	Fromager, poplar, beech
Glue	IF 20; AW 100 available on request
Emission class	E1/2; E1 ; E0 on request
Format	2070 × 2600 / 5200 / 5600 mm 1250 × 2500 mm
Thickness	16 / 18 / 19 / 22 / 25 / 28 / 38 mm Other thicknesses are available on request
Max. press format	2200 × 6500 mm



Other formats on request.



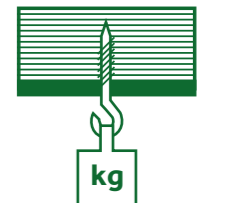

High stability and bending strength



Light weight



High screw extraction resistance



Scan me

PROVEN SOLID QUALITY

BLOCKBOARDS SPECIALS

SOLID Light 3 Layers

Deck	Rotary cut veneer, HDF or thin chipboard
Core	Albasia staves
Glue	IF 20; AW 100 available on request
Emission class	E1/2; E0 on request
Format	2070 × 2600 / 5200 mm
Thickness	13 / 16 / 19 / 22 / 25 / 38 / 50 mm Other thicknesses are available on request
Max. press format	2200 × 6500 mm



SOLID Melamine 3 Layers

Deck	4 mm chipboard or HDF melamine covered
Core	Spruce, pine, albasia or poplar staves
Decor	On request
Glue	IF 20; AW 100 available on request
Emission class	E1/2; E0 on request
Format	5400 / 5200 / 3720 / 2800 / 2600 × 2030 mm
Thickness	16 / 19 / 20 / 22 / 25 / 30 mm Other thicknesses are available on request
Max. press format	5400 × 2030 mm



SOLID Prime 3 Layers

Deck	Rotary cut veneer, HDF or thin chipboard
Core	Spruce, pine or poplar staves, light core
Decor	White paper impregnated with aminoplast resins
Glue	IF 20
Emission class	E1/2; E0 on request
Format	2070 × 2600 / 5200 mm
Thickness	13 / 16 / 19 / 22 / 25 / 38 mm Other thicknesses are available on request
Max. press format	2070 × 5400 mm



SOLID Decorative Veneer 5 Layers

Decor	Sliced cut decorative veneer beech, oak, maple, poplar, cherry, ash, alder, lime, birch other species available on request
Core	Spruce, pine or poplar staves
Deck	Rotary cut veneer or HDF
Glue	IF 20
Emission class	E1/2; E0 on request
Format	3100 × 1850 mm, 2600 × 2060 mm 2500 × 1250 mm
Thickness	16 / 19 / 22 mm Other thicknesses are available on request
Max. press format	3100 × 2070 mm



5-LAYER BLOCKBOARDS

SOLID Double Core 5 Layers

Deck	Fromager, poplar or beech rotary cut veneer
Core	Spruce, pine or poplar staves Also available in light core
Glue	IF 20; AW 100 available on request
Emission class	E1/2; E0 on request
Format	1870 × 2200 / 2250 mm 1250 × 2200 / 2500 mm
Thickness	34 / 39 / 41 / 44 / 47 / 50 mm Other thicknesses are available on request
Max. press format	2200 × 6500 mm



SOLID HDF Double Core 5 Layers

Deck	HDF or thin chipboard
Core	Spruce, pine or poplar staves Also available in light core
Glue	IF 20; AW 100 available on request
Emission class	E1/2; E0 on request
Format	3720 × 1870 mm 5600 / 5200 / 2800 × 2070 mm 2500 / 2200 × 1250 mm 2440 × 1220 mm
Thickness	34 / 39 / 41 / 44 / 50 mm Other thicknesses are available on request
Max. press format	6500 × 2200 mm



SOLID HDF Triple Core 5 Layers

Deck	HDF or thin chipboard
Core	Spruce or poplar staves Also available in light core
Glue	IF 20; AW 100 available on request
Emission class	E1/2; E0 on request
Format	3050 × 1250 mm 2600 × 2070 / 1850 mm 5600 / 5200 × 2070 / 1850 mm
Thickness	34 / 39 / 41 / 44 / 50 mm Other thicknesses are available on request
Max. press format	6500 × 2200 mm



SOLID Double Veneer 5 Layers

Deck	Rotary cut veneer poplar, fromager
Core	Spruce, pine or poplar staves
Underdeck	Poplar or Fromager
Glue	IF 20; AW 100 available on request
Emission class	E1/2; E0 on request
Format	1870 × 3130 / 3720 mm
Thickness	18 / 20 / 25 / 30 mm Other thicknesses are available on request
Max. press format	2200 × 6500 mm



Other formats on request.

BIG SIZE - SHUTTERING PANELS

BLOCKBOARD CORE

FORM XL 3 – S STAB 180 3 Layer

Format/Size	2000 × 5400 × 21 mm
Glue	AW 100
Edge	Rectangular cut, sealed edges
Coating	Concrete pour side 180g/ m ² , coating rear side 120g/ m ²
Average number of pours	15
Weight	10.5 kg/ m ²
Modulus of elasticity*	Lengthways 5660 N/ mm ² , crossways 6640 N/ mm ²
Bending strength*	Lengthways 30 N/ mm ² , crossways 35 N/ mm ²
Pieces per pallet	25



BLOCKBOARD CORE

FORM XL 3 – S STAB 450 3 Layer

Format/Size	2000 × 5400 × 21 mm
Glue	AW 100
Edge	Rectangular cut, sealed edges
Coating	Concrete pour side 450g/ m ² , coating rear side 450g/ m ²
Average number of pours	25
Weight	11 kg/ m ²
Modulus of elasticity*	Lengthways 5,660 N/ mm ² , crossways 6,640 N/ mm ²
Bending strength*	Lengthways 30 N/ mm ² , crossways 35 N/ mm ²
Pieces per pallet	25



LAMINBOARD CORE

FORM XL 3 – S STAE 450 3 Layer

Format/Size	2000 × 5400 × 21 mm
Glue	AW 100
Edge	Rectangular cut, sealed edges
Coating	Concrete pour side 450g/ m ² , coating rear side 180g/ m ²
Average number of pours	30
Weight	11 kg/ m ²
Modulus of elasticity*	Lengthways 5,000 N/ mm ² , crossways 7,700 N/ mm ²
Bending strength*	Lengthways 32 N/ mm ² , crossways 41 N/ mm ²
Pieces per pallet	24



LAMINBOARD CORE

FORM XL 5 - S STAE 450 5 Layer

Format/Size	2000 × 5400 × 21 mm / 27 mm
Glue	AW 100
Edge	Rectangular cut, sealed edges
Coating	Concrete pour side 450g/ m ² , coating rear side 450g/ m ²
Average number of pours	40
Weight	11 - 13.5 kg/ m ²
Modulus of elasticity*	Lengthways 4,220 N/ mm ² , crossways 7,400 N/ mm ²
Bending strength*	Lengthways 45 N/ mm ² , crossways 36 N/ mm ²
Pieces per pallet	24/ 18



* Indicated figures are only standard values.

EDGE GLUED PANELS


DIY Edge Glued Panels

Wood species	Spruce or pine
Glue	D3 according to DIN EN 204
Thickness	18 / 27 mm
Dimension	Widths 200 / 250 / 300 / 400 / 500 / 600 / 800 and 1000 mm Lengths 800 / 1000 / 1200 / 1500 / 2000 / 2500 and 3000 mm
Surface	Sanded (120 grid)
Moisture	10%
Lamella width	30 - 50 mm
Packaging	Single shrink wrapped Customised label on request



Large-Format Edge Glued Panels

Wood species	Spruce or pine
Glue	D3 according to DIN EN 204
Thickness	18 / 27 mm
Dimension	1220 × 2000 / 2500 / 3000 mm
Surface	Sanded (120 grid)
Moisture	10%
Lamella width	40 - 60 mm
Packaging	Single shrink wrapped Customised label on request



LUVIA PRODUCTS



Sawn Timber

Wood species Spruce
 Quality U/S, V, VI, SF
 Processing Rough, kiln-dried
 Length 3600 – 5400 mm



Thickness / mm	Width / mm							
	100	125	150	175	200	225	250	275
19								
22	x	x	x	x	x	x		
32	x		x	x	x	x	x	x
38			x		x	x	x	x
44	x	x	x	x				
47	x	x	x					
50	x	x	x	x	x	x		
63		x	x	x	x	x		
75		x	x	x	x	x	x	x
100					x	x	x	

Sawn Timber

Wood species Pine
 Quality U/S, V, VI, SF
 Processing Rough, kiln-dried
 Length 3600 – 5400 mm



Thickness / mm	Width / mm						
	100	125	150	175	200	225	250
19	x						
22	x	x	x	x	x		
32	x	x	x		x	x	
38	x	x	x		x	x	
44						x	
47	x		x				
50	x	x	x		x	x	x
63			x	x	x	x	
75		x	x		x	x	
100			x		x	x	

Schaalboard

Wood species Spruce
 Quality Export schaalboard (VII)
 Processing Rough, kiln-dried
 Length 3600 – 5400 mm




Thickness / mm	Width / mm	
	75	100
16	x	x
19	x	x
22		x

Schaalboard

Wood species Pine
 Quality Export schaalboard (VII)
 Processing Rough, kiln-dried
 Length 3600 – 5400 mm



Thickness / mm	Width / mm	
	75	100
16	x	x
19	x	x
25		x



PINIERA PRODUCTS



PINIERA PRODUCTS

PINIERA PRODUCTS

Packaging Timber

Wood species	Taeda / Elliotti Pine
Dimensions	Thickness 13 – 22 mm Width 60 – 150 mm Length 800 – 3100 mm
Moisture	KD 12 – 14 %
Certification	Heat treated according to IPPC-Standard
Processing	Rough or planed



Planed Timber

Wood species	Taeda / Elliotti Pine
Dimensions	Thickness 17 – 50 mm Width 60 – 250 mm Length 800 – 3100 mm
Moisture	KD 8 – 14 %
Processing	Planed, square edged, eased edged



Sawn Timber / Construction Timber

Wood species	Taeda / Elliotti Pine
Dimensions	Thickness 17 – 75 mm Width 60 – 250 mm Length 800 – 3100 mm
Moisture	KD 8 – 14 %
Certification	KD HT
Processing	Rough or planed



Clear Timber

Wood species	Taeda / Elliotti Pine
Dimensions	Thickness 17 – 75 mm Width 60 – 250 mm Length 800 – 3100 mm
Moisture	KD 8 – 14 %
Processing	Rough, planed, square edged, eased edged



Furniture Grade / COL

Wood species	Taeda / Elliotti Pine
Dimensions	Thickness 17 – 50 mm Width 60 – 250 mm Length 800 – 3100 mm
Moisture	KD 8 – 14 %
Processing	Rough, planed, square edged, eased edged



Appearance Boards

Wood species	Taeda / Elliotti Pine
Dimensions	Thickness 17 – 22 mm Width 89 / 140 / 186 / 235 mm Length 800 – 3100 mm
Moisture	KD 12-14%
Processing	Planed, square edged, eased edged



PERFECTION

IN CUSTOMER SERVICE

Contact

AUSTRIA

DABG – Dr. Anna Bauthen GmbH

Landstraßer Hauptstrasse 12/5

1030 Vienna

T +43 (0) 171 520 550

F +43 (0) 171 520 551

office@dabg.at



Scan me

TURKEY

DABG Orman Ürünleri Limited Sirketi

Mermerli Mah. Çanakkale Asfaltı

Caddesi No: 526/1

35660 Menemen, İzmir

T +90 (0) 537 776 53 41

ozdemir.eldemir@dabg.at

OUR GOAL:

To meet and exceed customer expectations. As a team, it is our job to do so – right down to the very last detail. Our sales team appreciates special requests as these give us the opportunity to work with our customers on new ideas and innovations.

